

PleatJet™ Dust Collector Application Guide

Pulse-cleaned Cartridge Filters


SLY INC
TECHNOLOGY FOR A
CLEAN ENVIRONMENT

PleatJet™

Cartridge Filter

Dust Collectors

- Does changing filters take too long?**
 Sly PleatJet dust collectors let you change a row of cartridges in less than 5 minutes...*without tools...without entering the collector.*
- Want to insure maximum cartridge life to reduce the number of filter changes?**
 All Sly PleatJet collectors feature a standard *built-in classifier* to reduce dust loading by separation of large particles.
- Not enough head room to fit a collector into your application?**
 Sly PleatJet collectors don't need much headroom because maintenance is performed from the *side.*
- Can't wait for a custom solution?**
 Because Sly does its own manufacturing, we can deliver a custom system engineered to meet your demanding process, and deliver it *on time.*



| You get this... | ...Because we do this! |
|--|--|
| <ul style="list-style-type: none"> • Quick, low cost installation | <ul style="list-style-type: none"> √ Factory installed: timer, conduit & solenoids (pre-wired) √ Factory applied: primer inside & out, finish enamel out |
| <ul style="list-style-type: none"> • Longer cartridge life | <ul style="list-style-type: none"> √ Downflow design with built-in classifier separates heavy dust particles, reducing dust loading |
| <ul style="list-style-type: none"> • Optimum cleaning | <ul style="list-style-type: none"> √ Cellular construction allows automatic on-line pulse cleaning without dust re-entrainment |
| <ul style="list-style-type: none"> • Easy maintenance | <ul style="list-style-type: none"> √ Tool-less cartridge changes √ Change a row of cartridges in less than 5 minutes from outside the collector |
| <ul style="list-style-type: none"> • Long term reliability | <ul style="list-style-type: none"> √ 14 gauge metal case, heavy channel frame and structured support |

PleatJet Collector

Specifications

Timer:

- Solid state, multi-pulse, adjustable, standard
- "Clean on demand," optional
- PLC controller, optional

Timer & solenoid enclosure:

- NEMA 4, standard (mounted and wired)
- NEMA 7/9, optional
- Heated, optional

Differential pressure gauge:

- Magnehelic, range 0-15" WG, standard
- Other ranges/types, optional

Pressure switch, photohelic:

- For "On-demand" cleaning, optional

Cleaning air:

- Compressed air header, interconnecting piping, solenoids and valves factory-installed, standard

Materials:

Housing:

- 14 gauge carbon steel, standard
- Stainless steel, optional
- Special alloy, optional

Hopper:

- 12 gauge carbon steel, standard
- 60° pyramidal slope, standard
- Manual slide gate valve, standard
- Trough hopper, optional
- Special hoppers, optional

Construction:

- Weather-proof modular housing, standard
- Explosion relief doors/panels, optional
- High temperature construction, optional
- Factory insulation, optional

Surface protection:

- Primer in and out, finish enamel out, standard
- Special paint and coatings, optional
- Galvanized, optional

Operating pressure:

- ± 20" WG, standard
- High pressure, optional

Cartridges:

- Cellulose, standard
- Felted, optional
- Spun-bonded, optional
- Other application-specific media, optional
- Grounded, optional

Air stream connections:

Inlet:

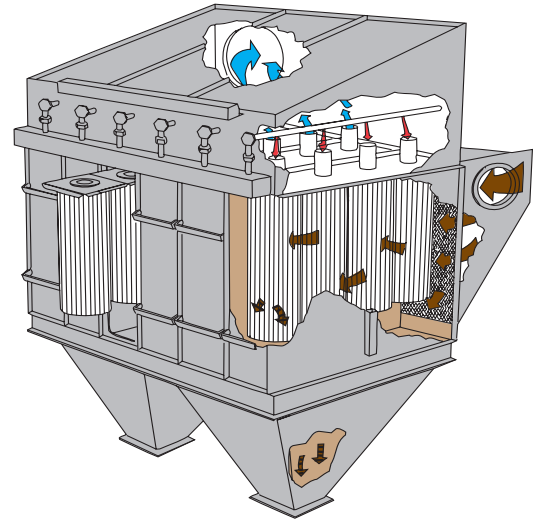
- Flanged, located on either end of baffled classifier, standard
- Custom configuration, optional

Outlet:

- Bolted exhaust cover, standard
- Custom configuration, optional

Access:

- Gasketed, quick-release housing access, standard
- Hopper doors, optional



Supports:

- Structural steel legs, optional
- Access platform, optional
- Ladder, optional

Accessories:

- Control panel
- Exhaust fan
- Rotary valve
- Screw conveyor
- Drum filling attachment
- Fire protection
- Other



PleatJet Cartridge Collector

Specifications

| Model No. | Number of Cart. | Media Sq. Ft. (Cellulose)* | Number of Hoppers | Inside Length "A" | Inside Width "B" | Hopper Depth "C" | Support Height "D" | BK/BK Legs "E" | Clearance Under Hopper "F" |
|-----------|-----------------|----------------------------|-------------------|-------------------|------------------|------------------|--------------------|----------------|----------------------------|
| CF-2-2 | 4 | 600 | 1 | 2'- 2 1/4" | 4'- 1" | 18" | 60" | 22 1/2" | 42" |
| CF-2-3 | 6 | 900 | 1 | 2'- 2 1/4" | 5'- 0 1/2" | 24" | 66" | 33 3/4" | 42" |
| CF-2-4 | 8 | 1200 | 1 | 2'- 2 1/4" | 5'- 11 1/2" | 32" | 74" | 45" | 42" |
| CF-3-3 | 9 | 1350 | 1 | 3'- 3 3/8" | 5'- 0 1/2" | 24" | 66" | 33 3/4" | 42" |
| CF-3-4 | 12 | 1800 | 1 | 3'- 3 3/8" | 5'- 11 1/2" | 32" | 74" | 45" | 42" |
| CF-4-4 | 16 | 2400 | 1 | 4'- 4 1/2" | 5'- 11 1/2" | 32" | 74" | 45" | 42" |
| CF-4-5 | 20 | 3000 | 1 | 4'- 4 1/2" | 7'- 6 1/2" | 42" | 84" | 56 1/4" | 42" |
| CF-5-5 | 25 | 3750 | 1 | 5'- 5 5/8" | 7'- 6 1/2" | 42" | 84" | 56 1/4" | 42" |
| CF-5-6 | 30 | 4500 | 1 | 5'- 5 5/8" | 8'- 6" | 54" | 96" | 67 1/2" | 42" |
| CF-6-5 | 30 | 4500 | 2 | 6'- 6 3/4" | 7'- 6 1/2" | 42" | 84" | 56 1/4" | 42" |
| CF-6-6 | 36 | 5400 | 2 | 6'- 6 3/4" | 8'- 6" | 54" | 96" | 67 1/2" | 42" |
| CF-7-5 | 35 | 5250 | 2 | 7'- 7 7/8" | 7'- 6 1/2" | 42" | 84" | 56 1/4" | 42" |
| CF-7-6 | 42 | 6300 | 2 | 7'- 7 7/8" | 8'- 6" | 54" | 96" | 67 1/2" | 42" |
| CF-8-5 | 40 | 6000 | 2 | 8'- 9" | 7'- 6 1/2" | 42" | 84" | 56 1/4" | 42" |
| CF-8-6 | 48 | 7200 | 2 | 8'- 9" | 8'- 6" | 54" | 96" | 67 1/2" | 42" |
| CF-9-5 | 45 | 6750 | 2 | 9'- 10 1/8" | 7'- 6 1/2" | 54" | 96" | 56 1/4" | 42" |
| CF-9-6 | 54 | 8100 | 2 | 9'- 10 1/8" | 8'- 6" | 54" | 96" | 67 1/2" | 42" |
| CF-10-5 | 50 | 7500 | 2 | 10'- 11 1/4" | 7'- 6 1/2" | 54" | 84" | 56 1/4" | 42" |
| CF-10-6 | 60 | 9000 | 2 | 10'- 11 1/4" | 8'- 6" | 54" | 96" | 67 1/2" | 42" |
| CF-11-5 | 55 | 8250 | 2 | 12'- 0 3/8" | 7'- 6 1/2" | 54" | 96" | 56 1/4" | 42" |
| CF-11-6 | 66 | 9900 | 2 | 12'- 0 3/8" | 8'- 6" | 54" | 96" | 67 1/2" | 42" |
| CF-12-5 | 60 | 9000 | 2 | 13'- 1 1/2" | 7'- 6 1/2" | 54" | 96" | 56 1/4" | 42" |
| CF-12-6 | 72 | 10,800 | 2 | 13'- 1 1/2" | 8'- 6" | 54" | 96" | 67 1/2" | 42" |
| CF-13-5 | 65 | 9750 | 3 | 14'- 2 5/8" | 7'- 6 1/2" | 42" | 84" | 56 1/4" | 42" |
| CF-13-6 | 78 | 11,700 | 3 | 14'- 2 5/8" | 8'- 6" | 42" | 84" | 67 1/2" | 42" |
| CF-14-5 | 70 | 10,500 | 3 | 15'- 3 3/4" | 7'- 6 1/2" | 54" | 96" | 56 1/4" | 42" |
| CF-14-6 | 84 | 12,600 | 3 | 15'- 3 3/4" | 8'- 6" | 54" | 96" | 67 1/2" | 42" |
| CF-15-5 | 75 | 11,250 | 3 | 16'- 4 7/8" | 7'- 6 1/2" | 54" | 96" | 56 1/4" | 42" |
| CF-15-6 | 90 | 13,500 | 3 | 16'- 4 7/8" | 8'- 6" | 54" | 96" | 67 1/2" | 42" |
| CF-16-5 | 80 | 12,000 | 3 | 17'- 8" | 7'- 6 1/2" | 54" | 96" | 56 1/4" | 42" |
| CF-16-6 | 96 | 14,400 | 3 | 17'- 8" | 8'- 6" | 54" | 96" | 67 1/2" | 42" |
| CF-17-5 | 85 | 12,750 | 4 | 18'- 7 1/8" | 7'- 6 1/2" | 42" | 84" | 56 1/4" | 42" |
| CF-17-6 | 102 | 15,300 | 4 | 18'- 7 1/8" | 8'- 6" | 54" | 96" | 67 1/2" | 42" |
| CF-18-5 | 90 | 13,500 | 4 | 19'- 8 1/4" | 7'- 6 1/2" | 42" | 84" | 56 1/4" | 42" |
| CF-18-6 | 108 | 16,200 | 4 | 19'- 8 1/4" | 8'- 6" | 54" | 96" | 67 1/2" | 42" |
| CF-19-5 | 95 | 14,250 | 4 | 20'- 9 5/8" | 7'- 6 1/2" | 54" | 96" | 56 1/4" | 42" |
| CF-19-6 | 114 | 17,100 | 4 | 20'- 9 5/8" | 8'- 6" | 54" | 96" | 67 1/2" | 42" |
| CF-20-5 | 100 | 15,000 | 4 | 21'- 10 3/4" | 7'- 6 1/2" | 54" | 96" | 56 1/4" | 42" |
| CF-20-6 | 120 | 18,000 | 4 | 21'- 10 3/4" | 8'- 6" | 54" | 96" | 67 1/2" | 42" |

CF-6-5 & 6 can be supplied with single hopper. Hopper depth 60".
 CF-7-5 & 6 can be supplied with single hopper. Hopper Depth 72".
 Dimensions are subject to change, refer to certified prints for final dimensions.
 *Alternate media are available. Consult Sly for specifications.

| Model No. | No. of rows | Cartridges per row | Type of media |
|-----------------|-------------|--------------------|---------------|
| CF - 10 - 5 - C | | | |

C=Cellulose
 SB=Spun Bonded
 F=Fabric

©2002 Sly Inc. PJ-100 0802
 Printed in U.S.A.
 PleatJet is a trademark of Sly Inc.



TECHNOLOGY FOR A
 CLEAN ENVIRONMENT

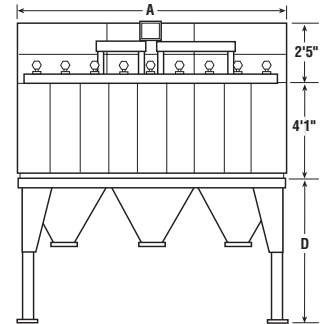
8300 Dow Circle • Strongsville, OH 44136

Telephone: (440) 891-3200

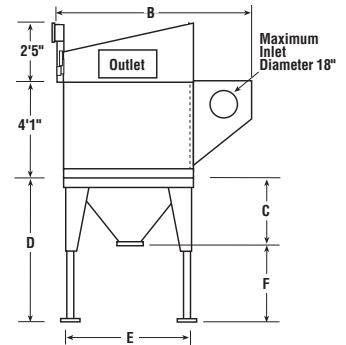
FAX: (440) 891-3210

1-800-334-2957

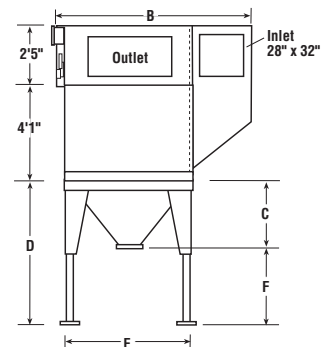
Web: www.slyinc.com • E-mail: info@slyinc.com



Front Elevation
(All Models)



End Elevation
(Models CF-2-2 thru CF-4-4)



End Elevation
(Models CF-4-5 thru CF-20-6)



DOING OUR PART
 Printed on recycled paper.